

Red Fogger Nozzle



ITEM	DESCRIPTION
42000100	3/4 GHT RED FOGGER HOSE NOZZLE
42000105	1 IPT RED FOGGER HOSE NOZZLE
42000110	1 NST RED FOGGER HOSE NOZZLE
42000115	1-1/2 NST RED FOGGER NOZZLE
42000120	1-1/2 NPSH RED FOGGER NOZZLE

Insulated Pistol Nozzle



- Die cast zinc body with Thermo-Guard™ insulated grip
- Clip locks nozzle open
- Adjustable from mist to powerful stream

ITEM	DESCRIPTION
42001270	2280 NELSON PRO PISTON NOZZLE

Brass Adapters



ITEM	DESCRIPTION
42000200	75 1FNST X 1MNPT BRASS ADAPT
42000225	78 1FNST X 3/4MGHT BRASS ADAPT
42000255	79 1MNPT X 3/4FGHT BRASS ADAPT
42000265	79 1-1/2MNPT X 1FNST BRASS ADP
42000270	79 1-1/2MNST X 1FNST BRASS ADP

NELSON

Hose Shut-Off



- Adjustable shut-off valve controls water flow from full on to full off

ITEM	DESCRIPTION
42001530	N111C NLS METAL HOSE SHUT-OFF

2-Hose Adapter

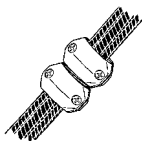


- Allows use of 2 hoses from 1 faucet
- Dual adjustable shut-off valves


ITEM	DESCRIPTION
42001550	N78C NELSON METAL 2-HOSE WYE

Clamp Hose Repair

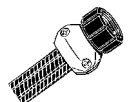
- Repairs plastic or rubber hose
- Female ends include vinyl washer



Mender - 3330
for 5/8" and 3/4" hose



Male - 3331
for 5/8" and 3/4" hose



Female - 3332
for 5/8" and 3/4" hose

ITEM	DESCRIPTION
42001820	3330 NELSON HOSE REPAIR MENDER
42001830	3331 NELSON MALE HOSE REPAIR
42001840	3332 NELSON FEMALE HOSE REPAIR

Brass Connectors



- Solid brass
- Automatically shuts off water when disengaged
- Quick, leakproof connection

ITEM	DESCRIPTION
42001900	BRASS QUIK CONN M/F W/SHUTOFF
42001920	BRASS QUIK CONN FEM W/SHUTOFF
42001940	BRASS QUIK CONNECTOR MALE

Brass Hose Repair



- Made of high quality sheet brass
- Repairs plastic or rubber hose
- Female ends include rubber washer
- Color-coded clinch collars
- Complete couplings:
N958B: 5/8"
N934B: 3/4"



ITEM	DESCRIPTION
42001950	N-958B 5/8 BRASS HOSE REPAIR
42001960	N-934B 3/4 BRASS HOSE REPAIR
42001970	1657 REPL SEAL FOR QUIK CONN

Heavy Duty Brass Hose Repair



- Made of high quality rod brass
- Repairs plastic or rubber hose
- Stainless steel hose clamp included
- Complete couplings:
1558B: 5/8"
1534B: 3/4"

ITEM	DESCRIPTION
42001980	1558B 5/8 BRASS HOSE RPR COUP
42001990	1534B 3/4 BRASS HOSE RPR COUP

Another Ewing Advantage Online Shopping and more

A Visit to the Ewing website, www.ewing1.com, is more than just a supply-ordering timesaver. If you are already a Ewing cash card customer, you can try out many of our other web services such as:

- Personal Order Pad
- Job Tracking
- Month End Statements
- Job Quotes
- Account Order History

You'll also find links to other related websites and be able to check out the weather!



www.ewing1.com

SOLORAIN WIRELESS CONTROL EQUIPMENT

IRRIGATION

GOLF

8070/71/81 Programmer



The hand held 8070 Programmer is water-resistant and operates on one 9 volt battery for up to two years. Programs 8030 or 8050 series actuators with watering times from one minute to 24 hours in one minute increments.

- 8071 Programmer Plus console
- 8081 Radio Programmer Plus eliminates direct cord connection to actuator
- 16 start times per actuator
- 14 day programming calendar
- Built-in memory stores up to 36 different irrigation programs

ITEM	DESCRIPTION
42002905	8071 SOLORAIN PROGRAMMER PLUS

8010 Series Actuator Solenoids



- Waterproof up to 6 feet underwater
- Operates on a single 9 volt battery
- Compatible with most mfg. valves
- 8010 includes 3 dials for easy programming
- Automatic watering up to 2 times per day with watering times from 1 minute to 5 1/2 hrs.

8012
The 8012 series includes the 1" 7901 valve with remote programmable actuator.

Adapters
Adapters for Hardie, Toro and Rain Bird valves

ITEM	DESCRIPTION
42002810	8010 SOLORAIN PGM ACT-NELSON
42002850	8014 SOLORAIN DURALIFE ACTUATR
42002882	SOLORAIN IRRITRL ADPT FOR 8010
42002884	SOLORAIN TORO ADAPTER FOR 8010
42002886	SOLORAIN R/B ADAPTER FOR 8010



8014 Series Duralife Actuator

The 8014 is designed to operate on the long life factory-installed lithium battery for up to 10 years of normal use on a Nelson valve.

- LCD displays clock and programming
- Timed manual on and off
- Length of watering time: 1 minute to 12 hours
- 6 watering programs available per day
- Mist Cycle available on Program 6
- Days of the week, Odd/Even, and Interval scheduling
- Rain Delay is programmable from 1 to 99 days
- Fits Nelson valve models 7900 1" series, 9000 1" series, 7951, 7952, 7953, and the 9500 1 1/2" and 2" series
- Waterproof up to 6 feet underwater

Adapters
Adapters for Hardie, Toro and Rain Bird valves

ITEM	DESCRIPTION
42002892	DURALIF IRRITRL ADPTR FOR 8014
42002896	DURALIFE R/B ADAPTER FOR 8014
42002898	DURALIFE W/M ADAPTER FOR 8014

8030 Series Actuator Solenoids

- Waterproof to 6 feet
- Operates on a single 9 volt alkaline battery
- Compatible with most mfg. valves
- Program interface through cord connection to 8070 Programmer
- Watering from 1 minute to 24 hrs with up to 16 cycles per day; 7 or 14 day programming calendar

8032
The 8032 series includes the 1" 7901 valve with remote programmable actuator.

ITEM	DESCRIPTION
42002910	8030 SOLORAIN RMT ACT-NELSON
42002930	8032 SOLORAIN RMT ACT/VALVE 7901

8034 Series Actuator Radio Adapter

- Range of signal is line-of-sight up to 180 feet or 60 feet with 8040 installed in an in-ground valve box, depending on conditions
- Secure bi-directional signal
- Can be retrofitted to any 8030 Remote Programmable actuator
- Programming interface through radio transmission to 8081 Radio Programmer Plus
- FCC Part 15 Compliant

8034
The 8034 series combines the features of the 8030 and 8040 into one unit.

ITEM	DESCRIPTION
42002950	8034 SOLORAIN RMT ACT W/RADIO

Pro 5500 Series Gear Drive Rotors



Applications:
Pro 5500 Series gear drive is designed for applications of 18-32 feet. Ideal for areas that need performance between spray heads and traditional gear drive coverage.

- Features:**
- Adjustable part circle or continuous full circle
 - Four interchangeable Acu-Cover nozzles
 - Radius: 18 - 32 feet
 - Adjustment screw allows up to 25% radius reduction
 - Discharge: 0.5 - 2.5 GPM

Specifications:

- Recommended operating range: 20 - 65 PSI
- Pop-up height: 4"
- Inlet size: 3/4" female

ITEM	DESCRIPTION
42003000	PRO 5500 NELSON ROTOR 18-32 FT
42003050	PRO 5505-ADV SS ROTOR 18-32 FT





Pro 6000 Series Gear Drive Rotors



Applications:

Pro 6000 Series gear drive is designed for applications of 30-51'. Around the world and in all conditions, the Nelson Pro 6000 Series has proven to be the most reliable gear drive sprinkler available.

Features:

- Adjustable part circle or continuous full circle
- Interchangeable Acu-Cover nozzles
- Radius: 30 - 51 feet
- Discharge: 1.0 - 9.5 GPM

Specifications:

- Performance operating range: 20-65 PSI
- Pop-up height: 4"
- Inlet size: 3/4" female

ITEM	DESCRIPTION
42003200	PRO 6000 NELSON ROTOR 30-51 FT
42003220	PRO 6001 NELSN SHRUB RTR 30-51 FT
42003250	PRO 6005-ADV SS ROTOR 30-51 FT
42003280	PRO 6012-ADV NELSON HI-POP RTR

Pro 6500 Series Gear Drive Rotors



Applications:

Pro 6500 Series commercial gear drive is designed for applications of 44-60'. Ideal for the longer spacing necessary in commercial projects and many sports fields.

Features:

- Adjustable part circle or full circle
- 4 interchangeable Acu-Cover nozzles
- Radius: 44 - 60 feet
- Discharge: 2.3 - 12.6 GPM

Specifications:

- Recommended operating range: 40-75 PSI
- Pop-up height: 4"
- Inlet size: 3/4" female

ITEM	DESCRIPTION
42004000	PRO 6500-ADV NELSON RTR 44-60F
42004050	PRO 6505-ADV SS ROTOR 44-60 FT

Pro 7000 Series Gear Drive Rotors



Applications:

Pro 7000 Series commercial gear drive is designed for spacing of 46-64 feet. Ideal for spacing necessary in larger commercial jobs, sport field applications and municipal projects. Available w/stainless steel sleeve.

Features:

- Adjustable part circle or full circle
- 5 interchangeable Acu-Cover nozzles
- Radius: 46 - 64 feet
- Discharge: 7 to 18 GPM
- Anti-drain valve and heavy duty spring

Specifications:

- Recommended operating range: 40-90 PSI
- Pop-up height: 4 1/2"
- Inlet size: 1" female

ITEM	DESCRIPTION
42004200	PRO 7000-ADV NELSON RTR 46-64
42004300	PRO 7005-ADV SS ROTOR 46-64 FT

Pro 7500 Series Gear Drive Rotors



Applications:

Pro 7500 Series commercial gear drive is designed for the most demanding applications of 53-74 feet. This heavy duty gear drive comes with stainless steel piston standard. Ideal for the longer spacing necessary in large commercial, municipal and sport field jobs.

Features:

- Adjustable part circle or full circle
- 6 interchangeable Acu-Cover nozzles
- Radius: 53 - 74 feet
- Discharge: 9 - 28 GPM

Specifications:

- Operating range: 40-90 PSI
- Pop-up height: 4-1/2"
- Inlet size: 1" female

ITEM	DESCRIPTION
42004500	PRO 7500-ADV SS RTR 50-75 FT

Nelson Parts

ITEM	DESCRIPTION
42004910	6090 NELSON NON-POTABLE CAP
42004930	6095 NELSON LA NOZZLE FOR 6000
42150717	NELSON ROTR RUBBER CVR/CA
42177356	NELSON ROTOR CLICK SET DIS

Whiz Head Rotary Sprinkler



Ideal for riser installations in planting areas

Features:

- 1/2" female threaded inlet
- Made of high-impact corrosion resistant plastic
- Stainless steel bearing

PERFORMANCE

Pressure PSI	Flow GPM	Coverage Diameter FT
30	3.4	40
40	3.9	40
50	4.4	40

ITEM	DESCRIPTION
42004990	NELSON WHIZ HEAD NURSRY SPRNKL

7911 Globe Valve w/Flow Control



Specifications:

- Flow range: < 1-30 gpm
- Minimum pressure: 10 psi
- Maximum pressure: 150 psi
- Input: 24V AC

ITEM	DESCRIPTION
42005130	7911 1 NELSON RCV W/FLOW CONT

Quick Coupling Valves



7642 and 7643

- Made of brass with permanently attached spring retracted rubber cover
- Acme threads for slow/steady flow control
- Replaceable retainer nut
- Bottom pipe thread: 1"

- Maximum capacity - 20 GPM

7644 and 7645

- Same as above with a non-potable warning label.

(7643 and 7645: Vandal resistant locking cap)

Valve Key

7640: 3/4" male; 1/2" female
7641: 1" male; 3/4" female; for use on 7642, 7643, 7644, and 7645 valves

ITEM	DESCRIPTION
42007030	7642 NELSON QCV 1 IN RC
42007130	7643 NELSON QCV 1 IN LTOP RC
42007430	7644 NELSON QCV 1IN RC NP
42007530	7645 NELSON QCV 1IN RC-NP LTOP
42007820	7640 NELSON 3/4 X 1/2 QCV KEY
42007830	7641 NELSON 1 X 3/4 QCV KEY