



V.I.T. Products, Inc.

Stainless Steel Top Entry Enclosure

Model	Width	Height	Depth
SB-16SS	16"	38"	15-1/2"
SB-22SS	24"	38"	17"

ITEM	DESCRIPTION
33000105	SB-18SS STAINLESS TOP ENTRY



V.I.T. Products, Inc.

Stainless Steel Controller Enclosures

Model	Width	Height	Depth	Wt. LBS
SB-18SS	18"	36"	12"	75
SB-24SS	24"	36"	12"	95
SB-24DSS	24"	36"	24"	145

ITEM	DESCRIPTION
33000110	SB-18SS STAINLESS ENCLOSURE
33000130	SB-24SS STAINLESS ENCLOSURE
33000150	SB-24DSS STAINLESS DBL ENCLSR
33000175	SB-36SS STAINLESS ENCLOSURE



V.I.T. Products, Inc.

Cold Rolled Steel Enclosures

- Light green powder coat finish

Model	Width	Height	Depth	Wt. Lbs.
SB-18CR	18"	36"	12"	75
SB-24CR	24"	36"	12"	95
SB-24CR120v	24"	48"	29"	250

ITEM	DESCRIPTION
33000210	SB-18CR COLD ROLLED ENCLOSURE
33000230	SB-24CR COLD ROLLED ENCLOSURE

Stainless Steel Pedestals



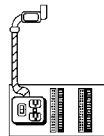
ITEM	DESCRIPTION
33000310	PED-18SS STAINLESS PEDESTAL
33000330	PED-24SS STAINLESS PEDESTAL
33000350	PED-24DSS STAINLESS PEDESTAL
33000370	PED-36SS STAINLESS PEDESTAL

Cold Rolled Pedestals



Model	Width	Height	Depth	Wt.Lbs
PED 18CR	18"	12"	10"	18
PED 24CR	24"	12"	10"	22

ITEM	DESCRIPTION
33000410	PED-18CR COLD ROLLED PEDESTAL
33000430	PED-24CR COLD ROLLED PEDESTAL

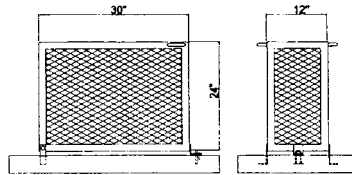


Enclosure Options

CSA - Controller Subassembly

ITEM	DESCRIPTION
33000510	CSA 36 STA CONTR SUB-ASSY

Cold Rolled Steel BC-30 CR Enclosures

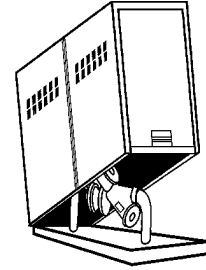


- Powder Coated Backflow Enclosure
- 10 gauge cold rolled w/locking tab

Model	Width	Height	Depth
BC30-CR	30"	24"	12"
BC45-CR	45"	30"	18"
BC75-CR	75"	42"	30"

ITEM	DESCRIPTION
33001220	BC-30CR 12 X 30 X 24H BF ENCL
33001230	BC-45CR 18 X 45 X 30H BF ENCL
33001240	BC-75CR 30 X 75 X 42H BF ENCL

Stainless Steel Backflow Enclosures



- For 3/4" to 2" backflow devices

Model	Width	Height	Depth	Wt.Lbs.
SBBC-15AL	15"	30"	16"	35
SBBC-30AL	30"	30"	16"	51
SBBC-45AL	45"	30"	16"	67
SBBC-60AL	60"	30"	16"	82
SBBC-30ALI	30"	30"	16"	55
SBBC-45ALI	45"	30"	16"	71
SBBC-30SS	31"	28"	17"	
SBBC-45SS	46"	28"	17"	

ITEM	DESCRIPTION
33000810	SBBC-15AL 16 X 15 X 30H BF ENC
33000820	SBBC-30AL 16 X 30 X 30H BF ENC
33000830	SBBC-45AL 16 X 45 X 30H BF ENC
33000840	SBBC-60AL 16 X 60 X 30H BF ENC
33001020	SBBC-30ALI 16 X 30 X 30H BF ENC
33001030	SBBC-45ALI 16 X 45 X 30H BF ENC
33001120	SBBC-30SS 17 X 31 X 28H BF ENC
33001130	SBBC-45SS 17 X 46 X 28H BF ENC

EZ-Box Enclosures

ITEM	DESCRIPTION
33006000	EZ-75 EZ BOX B/F ENCLOSURE
33006010	EZ-1 EZ BOX B/F ENCLOSURE
33006020	EZ-2 EZ BOX B/F ENCLOSURE


Lok-Box Enclosures

ITEM	DESCRIPTION
33006110	LB-1 LOK-BOX B/F ENCLOSURE
33006120	LB-2 LOK-BOX B/F ENCLOSURE

Hot-Box Enclosures

ITEM	DESCRIPTION
33006200	HB-75 HOT-BOX B/F ENCLOSURE
33006210	HB-1 HOT-BOX B/F ENCLOSURE
33006220	HB-2 HOT-BOX B/F ENCLOSURE
33006230	HB-3N HOT-BOX B/F ENCLOSURE
33006240	HB-4N HOT-BOX B/F ENCLOSURE

Guardshack Enclosures



The unique enclosure is perfect for schools, parks, or anywhere people can come into physical contact with a back flow assembly enclosure, since all sharp corners and edges of the typical angle iron enclosure have been eliminated. It's clean design also gives the enclosure added strength while reducing weight.

- Heat applied powder-coated finish for lasting durability and lower maintenance costs.
- Inexpensive - costs no more than most ordinary, square, unpainted angle iron cages.
- **Specify Coast GuardShack™ for stainless steel construction.**

ITEM	DESCRIPTION
33010110	GS-1 TAN GUARDSHACK B/F COVER
33010115	GS-1 GRN GUARDSHACK B/F COVER
33010120	GS-2 TAN GUARDSHACK B/F COVER
33010125	GS-2 GRN GUARDSHACK B/F COVER
33010130	GS-3 TAN GUARDSHACK B/F COVER
33010135	GS-3 GRN GUARDSHACK B/F COVER
33010140	GS-4 TAN GUARDSHACK B/F COVER
33010145	GS-4 GRN GUARDSHACK B/F COVER

Clockguard Covers



The ClockGuard™ comes in two sizes designed to protect virtually all types of wall mounted sprinkler clocks, while allowing complete access for maintenance and servicing.

Model	External Dimensions	Internal Dimensions	Controller uses:	Other uses :
CG-1	12"L x 12"H x 6.5"D	11"L x 11"H x 6.5"D	Small controllers	Backflow assembly Outdoor light, Pool & Pump timers
CG-2	18"L x 15"H x 7.5"D	17"L x 14"H x 7.5"D	Large or Deep controllers	Spotlights, same as above

Mock Rock Enclosures



Artificial landscaping rocks/boulders which function as enclosures. Decorate while concealing well/septic vent pipes, utility boxes, pumps, tanks, irrigation valves, and other unsightly or potentially dangerous items within the residential or commercial landscape.

Product Features

- Lightweight (Models 0101: 8 lbs)
- Hollow; rocks "nest" for minimal inventory space
- Extremely durable & weather resistant. Weather tested for a fifteen year time period with no noticeable fading or cracking. High impact resistance in cold weather.
- Easy to install
- Realistic (Thermostone Surface, no paints or fiberglass)
- Installed with 4 stakes and/or bury the product's flanges.

Protects

- Devices from tampering, vandalism and extreme weather
- Children and/or patron from injury

Dimensions:

- 21" high x 36" long x 26" wide

Applications:


- Conceals 8" diameter pipe - 18" in height
- Model 0101 Conceals up to 26" access ports at grade level

ITEM	DESCRIPTION
33010810	21HX31LX26W FIELDSTONE MOC ROC
33010815	25HX27LX21W FIELDSTONE MOC ROC
33010820	30HX56LX42W FIELDSTONE MOC ROC

An open strip under the unit allows unlimited power and controller wire access to the unit, and the hinges are designed so that they can be installed inside the enclosure, to further discourage vandalism. High gloss powder coating for durability.

ITEM	DESCRIPTION
33010210	CG-1 WHITE CLOCKGAURD COVER
33010215	CG-1 GREY CLOCKGAURD COVER
33010220	CG-2 WHITE CLOCKGAURD COVER
33010225	CG-2 GREY CLOCKGAURD COVER

Stainless Steel Controller Enclosures



(single and double door)

- Complete with all mounting hardware which includes pedestal welded mounting base
- All units are powder coated
- Painted wood or steel mounting panels
- 12 ga Stainless Steel (304)
- #4 Finish
- 3/16 ga mild steel
- Louvers
- Lock guard doors
- Full length pinto hinges
- Document tray
- Splash guard
- Door gasket

ITEM	DESCRIPTION
33100110	AS-18SS STAINLESS STEEL ENCLSR
33100130	AS-23SS STAINLESS STEEL ENCLSR
33100140	AS-25SS STAINLESS STEEL ENCLSR

Cold Rolled Enclosures

ITEM	DESCRIPTION
33100210	AS-18CR COLD ROLLED ENCLOSURE
33100230	AS-23CR COLD ROLLED ENCLOSURE
33100240	AS-25CR COLD ROLLED ENCLOSURE

Backflow Enclosures



(single and clamshell)

- 1-1/2 X 1-1/2 X 3/16 angle
- 1-1/2 #9 Expanded metal
- All units powder coated
- Optional hot dip galvanized or zinc plated
- Traditional in cement hardware or optioned flush pad mounting
- CAL-TRANS powder coated Per #20450
- Mild Steel
- Stainless Steel (#304)
- 5052-H32 Aluminum

ITEM	DESCRIPTION
33103020	BFE-3024 12 X 30 X 24H BF ENCL
33103030	BFE-4230 18 X 42 X 30H BF ENCL
33103050	BFED-7242 30 X 72 X 42H BF ENC
33103120	BFESS-3024 12 X 30 X 24H SS EN
33103130	BFESS-4230 18 X 42 X 30H SS EN