
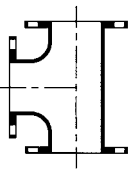


## Cast Iron Companion Flanges and Flanged Fittings



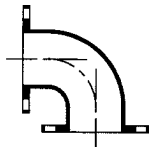
ITEM	DESCRIPTION
13001025	2-1/2 CI COMP FLANGE
13001030	3 CI COMP FLANGE
13001040	4 CI COMP FLANGE
13001060	6 CI COMP FLANGE
13001080	8 CI COMP FLANGE

## Flanged Tee




ITEM	DESCRIPTION
13002025	2-1/2 CI FLANGED TEE
13002030	3 CI FLANGED TEE
13002040	4 CI FLANGED TEE
13002060	6 CI FLANGED TEE
13002080	8 CI FLANGED TEE

## Flanged 90°




ITEM	DESCRIPTION
13003025	2-1/2 CI FLANGED 90 ELL
13003030	3 CI FLANGED 90 ELL
13003040	4 CI FLANGED 90 ELL
13003060	6 CI FLANGED 90 ELL
13003080	8 CI FLANGED 90 ELL

## Repair Clamp




ITEM	DESCRIPTION
13050009	226 2.38X7-1/2 S/B CLAMP COUP
13050013	226 2.88X7-1/2 S/B CLAMP COUP
13050020	226 3.50X7-1/2 S/B CLAMP COUP
13050028	226 4.00X7-1/2 S/B CLAMP COUP
13050040	226 4.50X7-1/2 S/B CLAMP COUP
13050044	226 4.80X7-1/2 S/B CLAMP COUP
13050072	226 6.63X7-1/2 S/B CLAMP COUP
13050074	226 6.63X12 S/B CLAMP COUPLING

## Collar Repair Clamp



ITEM	DESCRIPTION
13050091	229 2.38X7 S/B COLLAR REPAIR
13050092	229 2.75X7 S/B COLLAR REPAIR
13050093	229 3.50X7 S/B COLLAR REPAIR
13050095	229 4.50X7 S/B COLLAR REPAIR
13050097	229 6.63X7 S/B COLLAR REPAIR
13050118	244 1.63X6IN S/B CU RPR CLAMP
13050122	244 2.13X6IN S/B CU RPR CLAMP
13050197	226 8.63X7-1/2 S/B CLAMP COUP

## Repair Clamp




ITEM	DESCRIPTION
13050201	245 1/2X3IN S/B REPAIR CLAMP
13050203	245 3/4X3IN S/B REPAIR CLAMP
13050204	245 3/4X6IN S/B REPAIR CLAMP
13050205	245 1 X 3IN S/B REPAIR CLAMP
13050206	245 1 X 6 IN S/B REPAIR CLAMP
13050207	245 1-1/4X3IN S/B REPAIR CLAMP
13050208	245 1-1/2X6IN S/B REPAIR CLAMP
13050209	245 1-1/2X3IN S/B REPAIR CLAMP
13050210	245 1-1/2X6IN S/B REPAIR CLAMP
13050213	245 2 X 3IN S/B REPAIR CLAMP
13050214	245 2 X 6IN S/B REPAIR CLAMP
13050218	245 2-1/2X6IN S/B REPAIR CLAMP
13050226	245 3 X 9IN S/B REPAIR CLAMP
13050237	245 4 X 9IN S/B REPAIR CLAMP
13050254	245 6 X 9IN S/B REPAIR CLAMP
13050262	245 8 X 9IN S/B REPAIR CLAMP

## Saddle



ITEM	DESCRIPTION
13050502	313 1-1/2 X 1 IN D/S S/B SADDLE
13050506	313 2 X 1-1/2 IN D/S S/B SADDLE
13050510	313 3 X 1 IN D/S S/B SADDLE
13050513	313 3 X 2 IN D/S S/B SADDLE
13050527	313 4 X 1 IN D/S S/B SADDLE
13050530	313 4 X 2 IN D/S S/B SADDLE
13050546	313 6 X 1 IN D/S S/B SADDLE
13050548	313 6 X 1-1/2 IN D/S S/B SADDLE
13050549	313 6 X 2 IN D/S S/B SADDLE
13050566	313 8 X 1 IN D/S S/B SADDLE
13050569	313 8 X 1-1/2 D/S S/B SADDLE
13050570	313 8 X 2 D/S S/B SADDLE

## Steel Compression Coupler

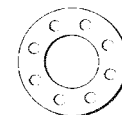


ITEM	DESCRIPTION
13050725	411 1-1/2X5IN S/B STEEL COUP
13050737	411 2 X 5IN S/B STEEL COUPLER
13050742	411 2 X 7IN S/B STEEL COUP
13050743	411 2 X 12IN S/B STEEL COUP
13050756	411 2-1/2X5IN S/B STEEL COUP
13050757	411 2-1/2X12 IN S/B STEEL COUP
13050765	411 3 X 5IN S/B STEEL COUPLING
13050766	411 3 X 7IN S/B STEEL COUPLING
13050768	411 3 X 12IN S/B STEEL COUP
13050789	411 4 X 5IN S/B STEEL COUPLING
13050790	411 4 X 7IN S/B STEEL COUPLING
13050791	411 4 X 12IN S/B STEEL COUP
13050833	411 6 X 5IN S/B STEEL COUPLING
13050834	411 6 X 7IN S/B STEEL COUPLING
13050835	411 6 X 10IN S/B STEEL COUP
13050839	411 8 X 7IN S/B STEEL COUPLING

## Cast Coupler




ITEM	DESCRIPTION
13051004	441 3 X 5IN S/B CAST COUPLING
13051015	441 4 X 8IN S/B CAST COUPLING
13051029	441 6 X 8IN S/B CAST COUPLING



## Gaskets

ITEM	DESCRIPTION
13051409	4.22 X 4.50 GASKET ONLY F/441
13051417	6.56 X 6.96 GASKET ONLY F/441

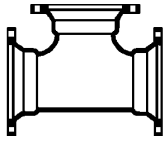


## Nut, Bolt and Gasket Kits for CI Companion Flanges

ITEM	DESCRIPTION
26004190	2 RING GASKET AND BOLT PACK
26004192	2-1/2 RING GASKET & BOLT PACK
26004194	3 RING GASKET AND BOLT PACK
26004196	4 RING GASKET AND BOLT PACK
26004198	6 RING GASKET AND BOLT PACK
26004200	8 RING GASKET AND BOLT PACK
26004202	10IN RING GASKET AND BOLT PACK
26004202	12IN RING GASKET AND BOLT PACK

IRRIGATION

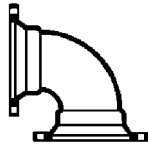
## Mechanical Joint Tee without Accessories



ITEM	DESCRIPTION
13401040	4IN MJ X MJ X MJ TEE W/O ACCESS
13401060	6IN MJ X MJ X MJ TEE W/O ACCESS
13401080	8IN MJ X MJ X MJ TEE W/O ACCESS
13401100	10IN MJ X MJ X MJ TEE W/O ACCESS
13401120	12IN MJ X MJ X MJ TEE W/O ACCESS

GOLF

## Mechanical Joint 90° Ell without Accessories



ITEM	DESCRIPTION
13406030	3IN MJ X MJ 90 ELL W/O ACCESS
13406040	4IN MJ X MJ 90 ELL W/O ACCESS
13406060	6IN MJ X MJ 90 ELL W/O ACCESS
13406080	8IN MJ X MJ 90 ELL W/O ACCESS
13406100	10IN MJ X MJ 90 ELL W/O ACCESS
13406120	12IN MJ X MJ 90 ELL W/O ACCESS

INDUSTRIAL

## Mechanical Joint 22-1/2° Ell without Accessories

ITEM	DESCRIPTION
13416040	4IN MJ 22-1/2 ELL W/O ACCESS
13416060	6IN MJ 22-1/2 ELL W/O ACCESS
13416080	8IN MJ 22-1/2 ELL W/O ACCESS
13416100	10IN MJ 22-1/2 ELL W/O ACCESS
13416120	12IN MJ 22-1/2 ELL W/O ACCESS

## Mechanical Joint 45° Ell without Accessories



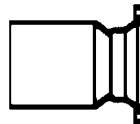
ITEM	DESCRIPTION
13417040	4IN MJ 45 ELL W/O ACCESS
13417060	6IN MJ 45 ELL W/O ACCESS
13417080	8IN MJ 45 ELL W/O ACCESS
13417100	10IN MJ 45 ELL W/O ACCESS
13417120	12IN MJ 45 ELL W/O ACCESS

## Mechanical Joint Short Sleeve



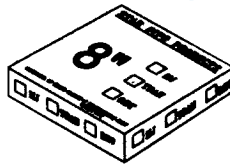
ITEM	DESCRIPTION
13429040	4IN MJ X MJ SHT SLEEVE W/O ACC
13429060	6IN MJ X MJ SHT SLEEVE W/O ACC
13429080	8IN MJ X MJ SHT SLEEVE W/O ACC
13429100	10IN MJ X MJ SH SLEEVE W/O ACC
13429120	12IN MJ X MJ SH SLEEVE W/O ACC

## Mechanical Joint Small End Bell Reducer



ITEM	DESCRIPTION
13437420	4 X 3 MJ SEB REDUCER W/O ACCESS
13437532	6 X 4 MJ SEB REDUCER W/O ACCESS
13437582	8 X 4 MJ SEB REDUCER W/O ACCESS
13437585	8 X 6 MJ SEB REDUCER W/O ACCESS
13437624	10 X 4 MJ SEB REDUCER W/O ACCESS
13437626	10 X 6 MJ SEB REDUCER W/O ACCESS
13437628	10 X 8 MJ SEB REDUCER W/O ACCESS
13437664	12 X 4 MJ SEB REDUCER W/O ACCESS
13437666	12 X 6 MJ SEB REDUCER W/O ACCESS
13437668	12 X 8 MJ SEB REDUCER W/O ACCESS
13437670	12 X 10 MJ SEB REDUCER W/O ACCESS

## Mechanical Joint Gland Pak Complete



ITEM	DESCRIPTION
13490030	3IN MJ/IPS GLAND PAK COMPLETE
13490040	4IN MJ/IPS GLAND PAK COMPLETE
13490060	6IN MJ/IPS GLAND PAK COMPLETE
13490080	8IN MJ/IPS GLAND PAK COMPLETE
13490100	10IN MJ/IPS GLAND PAK COMPLETE
13490120	12IN MJ/IPS GLAND PAK COMPLETE
13491040	4IN MJ/DI GLAND PAK COMPLETE
13491060	6IN MJ/DI GLAND PAK COMPLETE
13491080	8IN MJ/DI GLAND PAK COMPLETE
13491100	10IN MJ/DI GLAND PAK COMPLETE
13491120	12IN MJ/DI GLAND PAK COMPLETE



## Single Saddle



- Nylon saddle with single stainless steel strap
- For use with steel, cast iron, asbestos cement and other pipes
- Up to 350 psi

ITEM	DESCRIPTION
13520303	3 X 1 101N ROMAC SGL SADDLE
13520403	4 X 1 101N ROMAC SGL SADDLE
13520406	4 X 2 101N ROMAC SGL SADDLE
13520603	6 X 1 101N ROMAC SGL SADDLE
13520606	6 X 2 101N ROMAC SGL SADDLE
13520803	8 X 1 101N ROMAC SGL SADDLE
13520806	8 X 2 101N ROMAC SGL SADDLE
13521003	10 X 1 101N ROMAC SGL SADDLE
13521006	10 X 2 101N ROMAC SGL SADDLE
13521203	12 X 1 101N ROMAC SGL SADDLE
13521206	12 X 2 101N ROMAC SGL SADDLE



## Double Saddle



- Nylon saddle with double stainless steel straps
- For use with steel, cast iron, asbestos cement, plastic and other pipes
- Up to 350 psi

ITEM	DESCRIPTION
13540403	4 X 1 202N ROMAC DBL SADDLE
13540406	4 X 2 202N ROMAC DBL SADDLE
13540603	6 X 1 202N ROMAC DBL SADDLE
13540606	6 X 2 202N ROMAC DBL SADDLE
13540803	8 X 1 202N ROMAC DBL SADDLE
13540806	8 X 2 202N ROMAC DBL SADDLE
13541003	10 X 1 202N ROMAC DBL SADDLE
13541006	10 X 2 202N ROMAC DBL SADDLE
13541203	12 X 1 202N ROMAC DBL SADDLE
13541206	12 X 2 202N ROMAC DBL SADDLE
13541406	14 X 2 202N ROMAC DBL SADDLE
13541606	16 X 2 202N ROMAC DBL SADDLE
13541806	18 X 2 202N ROMAC DBL SADDLE

For additional sizes, call the Ewing Industrial Dept. at 1-800-343-9464